

KBG121000 12V 100Ah



KAISE series is Superior Cycle VRLA Gel battery. By combining the newly developed nano gel electrolyte and high cyclic paste, KBG series delivers high cycle life, excellent high&low temperature performance, it is highly suited for renewable energy systems, outdoor telecom and other harsh environment require high cycle applications.



Specifications

Rated Voltage	12 V	
Nominal Capacity	100 Ah	(C ₁₀ , 1.80V/cell)
Dimension	Length	330±2mm (13.0 inches)
	Width	173±2mm (6.81 inches)
	Container Height	212±2mm (8.35 inches)
	Total Height	218±2mm (8.58 inches)
Approx Weight	30.8kg (67.9 Ibs)	
Terminal	T1(M8)	
Container Material	ABS	
Rated Capacity (25°C)	103.0 Ah	(20hr, 5.15A, 1.80V/cell)
	100.0 Ah	(10hr, 10.0A, 1.80V/cell)
	85.0 Ah	(5hr, 17.0A, 1.75V/cell)
	73.8 Ah	(3hr, 24.6A, 1.75V/cell)
	57.0 Ah	(1hr, 57.0A, 1.65V/cell)
Max. Discharge Current	1200A (5s)	
Internal Resistance (25°C)	Approx 4.9mΩ	
Operating Temp. Range	Discharge : -20 ~ 55°C (-4 ~ 131°F)	
	Charge : -20 ~ 40°C (-4 ~ 104°F)	
	Storage : -20 ~ 50°C (-4 ~ 122°F)	
Nominal Operating Temp. Range	25± 3°C (77± 5°F)	
Cycle Use	Initial Charging Current less than 25.0A. Voltage 14.4V~15.0V at 25°C(77° F)Temp. Coefficient -30mV/°C	
Standby Use	Initial Charging Current less than 25.0A. Voltage 13.5V~13.8V at 25° C(77° F)Temp. Coefficient -20mV/°C	
Effect of temp. to Capacity	40°C (104°F)	103%
	25°C (77°F)	100%
	0°C (32°F)	86%
Self Discharge	LPGS series batteries may be stored for up to 6 months at 25°C(77°F) and then a freshening charge is required. For higher temperatures the time interval will be shorter.	

Applications

- Communication power supply
- Engine starting
- Pump systems
- Alarm installations
- Marine and power stations

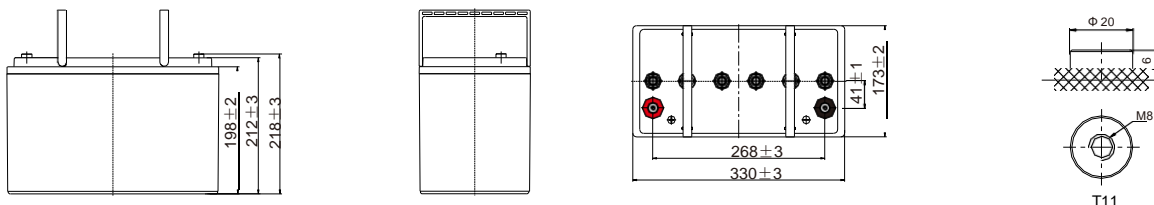
General Features

- Adopted advantage AGM-GEL technology
- Operation temperature -20~55°C
- ≤3% Self discharge @25°C

Standards

- IEC 60896 Certified
- Classified as "Long Life" according to Eurobat
- UL Certified, CE Certified
- Manufactured in Kaise® IATF16949, ISO 9001, ISO 14001 and ISO 45001 certified production facilities

Layout



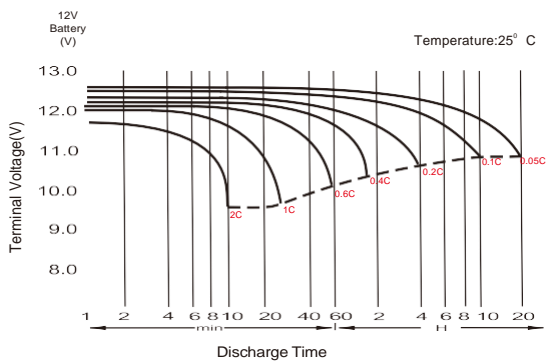
Constant Current Discharge (Amperes) at 25°C (77°C)

F.V/Time	5min	10min	15min	20min	30min	45min	1h	2h	3h	4h	5h	6h	8h	10h	20h
1.85V/cell	161.2	126.8	107.8	90.2	71.2	54.1	44.8	28.5	22.1	18.2	15.4	13.5	11.0	9.28	5.00
1.80V/cell	213.3	159.6	128.3	105.0	82.0	61.4	49.8	30.9	23.8	19.4	16.6	14.4	11.7	10.0	5.15
1.75V/cell	245.4	179.0	143.1	115.3	87.4	64.9	52.7	32.4	24.6	20.0	17.0	14.8	11.9	10.1	5.20
1.70V/cell	273.4	197.4	154.5	122.6	92.2	68.2	55.0	34.0	25.5	20.6	17.5	15.2	12.0	10.2	5.30
1.65V/cell	298.6	210.9	162.7	129.0	96.6	70.2	57.0	34.9	26.4	21.2	17.9	15.5	12.2	10.3	5.35
1.60V/cell	332.0	230.9	175.5	138.5	102.6	74.3	59.7	36.2	27.3	21.7	18.2	15.8	12.4	10.4	5.40

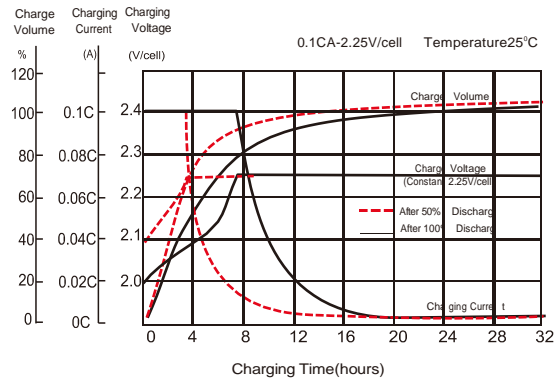
Constant Power Discharge (Watts/cell) at 25°C (77°F)

F.V/Time	5min	10min	15min	20min	30min	45min	1h	2h	3h	4h	5h	6h	8h	10h	20h
1.85V/cell	297.0	235.9	202.7	171.2	136.5	104.5	86.8	55.4	43.2	35.7	30.4	26.5	21.7	18.4	9.94
1.80V/cell	389.0	293.8	238.3	196.7	155.2	117.7	96.0	59.9	46.2	37.8	32.5	28.4	23.1	19.8	10.2
1.75V/cell	437.8	324.0	262.2	213.7	164.0	123.4	101.1	62.6	47.7	38.9	33.2	29.1	23.4	20.0	10.3
1.70V/cell	473.5	348.6	278.8	225.2	171.8	128.9	105.0	65.5	49.2	40.0	34.0	29.6	23.7	20.1	10.5
1.65V/cell	508.8	368.4	290.7	234.7	178.2	131.7	108.1	66.9	50.9	41.0	34.7	30.2	24.0	20.3	10.6
1.60V/cell	552.6	394.1	308.3	249.3	187.8	138.3	112.7	69.0	52.4	41.8	35.2	30.8	24.3	20.6	10.7

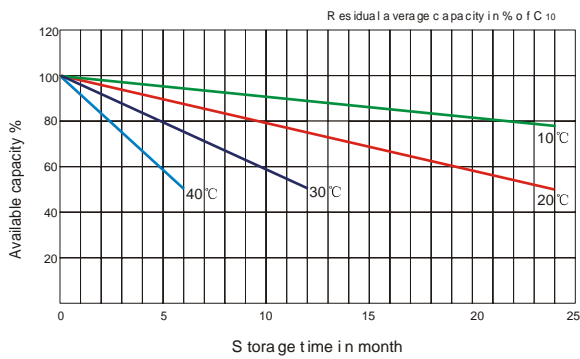
Discharge Characteristics



Float Charging Characteristics



Cycle Life in Relation to Depth of Discharge



Effect of Temperature on Long Term Float Life

