

KBG121500 12V 150Ah



KAISE series is Superior Cycle VRLA Gel battery. By combining the newly developed nano gel electrolyte and high cyclic paste, KBG series delivers high cycle life, excellent high&low temperature performance, it is highly suited for renewable energy systems, outdoor telecom and other harsh environment require high cycle applications.

12 V voltage	150 Ah capacity	GEL tech	12 years design life

Technical Specifications

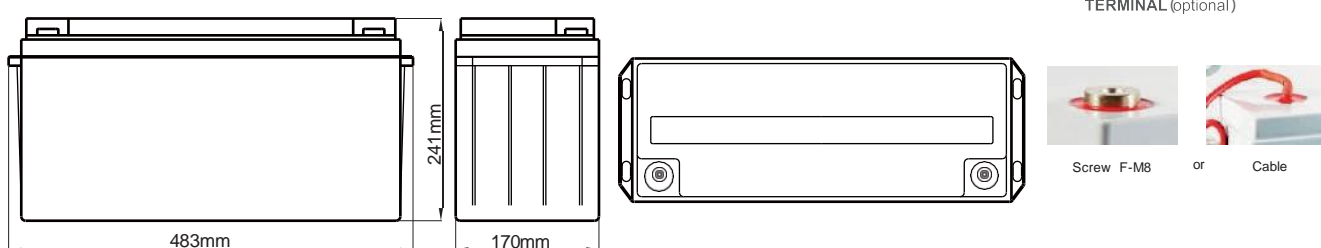
Nominal Voltage (V)	12 (6 cells per unit)
Designed Floating Life (25 oC)	12 Years
Nominal Capacity (25 oC)	150 Ah @ 10HR-rate (to 1.80Vpc)
Dimension (mm)	L483mm x W170mm x H241mm
Approx. Weight	42 kg (92.6 lbs)
Terminal Type	F-M8 or cable (torque:10~12N.m for F-M8)
Internal Resistance	< 0.0035 Ohm (fully charged @ 20°C)
Max. Charge Current	37.5A
Max. Discharge Current (5S)	1200 A
Short Circuit Current	3400 A
Self Discharge	Approx. 2.5% per month 20°C Discharge: -40~60°C
Ambient Temperature	Charge: -20~55°C Storage: -25~45°C
Float Charge Voltage	13.5-13.62V/block @25 C (-3mV/ cell/ C)
Equalize and cycle Use Charge Voltage	14.1-14.4V/block @25 C
Container Material	ABS (UL94-V0 optional)



Complied standards

- IEC 60896-21/22
- GB /T19638
- IEC 61427
- JIS C8704
- BS 6290 part 4

Battery Dimensions



Constant Current Discharge Characteristics: Amps (25 °C)

F.V/T ime	30min	1h	2h	3h	4h	5h	8h	10h	20h
1.70V	155	96.4	57.1	41.5	33.1	27.6	18.8	15.5	8.18
1.75V	150	94.5	56.1	40.9	32.7	27.3	18.5	15.3	8.03
1.80V	145	91.7	54.5	40.1	32.0	26.0	18.1	15.0	7.87
1.85V	135	87.4	52.8	38.8	31.1	26.0	17.7	14.6	7.69

Parameters for Solar & Wind Applications

Capacity	C ₂₄ (Ah)	C ₄₈ (Ah)	C ₇₂ (Ah)	C ₁₀₀ (Ah)	C ₁₂₀ (Ah)
VHR12 SCG250	161	170	174	182	188
Final Voltage	1.85V				

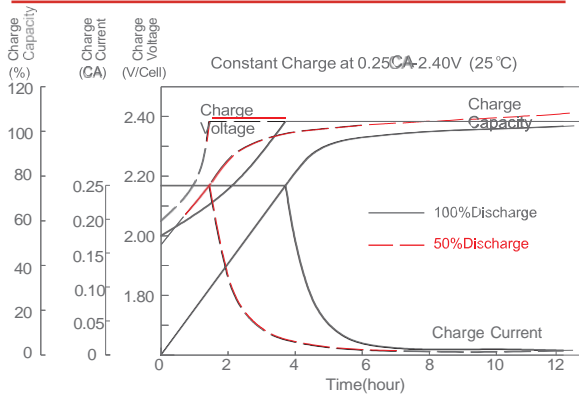
Constant Power Discharge Characteristics: W/cell (25 °C)

F.V/T ime	30min	1h	2h	3h	4h	5h	8h	10h	20h
1.70V	291	182	109	79.4	63.6	53.3	36.6	30.4	16.1
1.75V	283	180	108	78.7	63.4	53.1	36.4	30.2	15.9
1.80V	273	175	106	78.0	62.5	52.2	35.8	29.8	15.7
1.85V	260	170	103	76.1	61.2	51.4	35.3	29.2	15.5

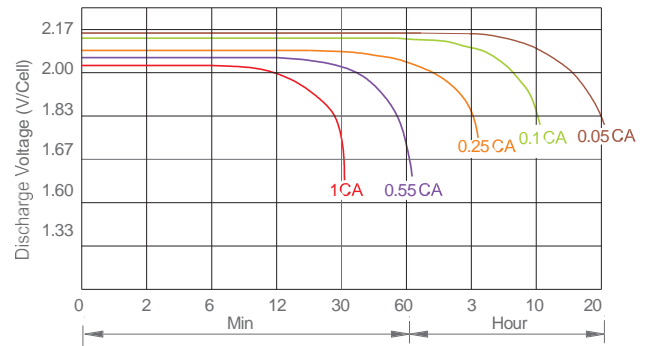
Solar & Wind applications parameters settings

Over voltage disconnect:	2.45±0.01V/cell @ 25°C
Regulation/equalize voltage:	2.40±0.01V/cell @ 25°C
Array reconnection voltage:	2.25±0.005V/cell @ 25°C
Float voltage setting:	2.27±0.005V/cell @ 25°C
Low voltage alarm voltage:	1.95±0.005V/cell @ 25°C
Low voltage disconnect:	1.90±0.005V/cell @ 25°C
Load reconnect voltage:	2.09±0.01V/cell @ 25°C
Temp. compensate coefficient:	-5mV/cell/°C

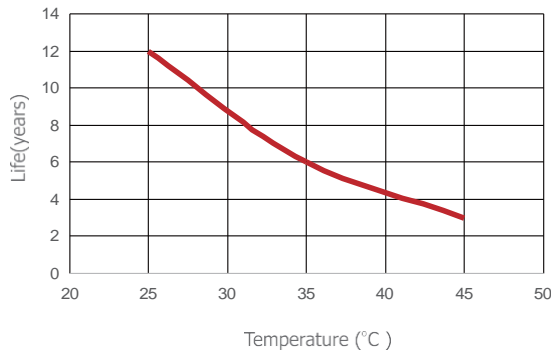
Charge Characteristic



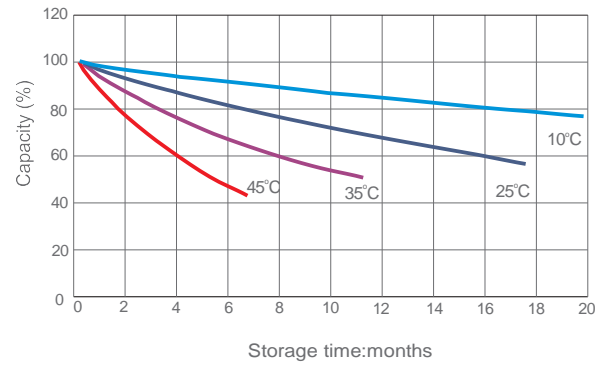
Discharge Characteristic (25°C)



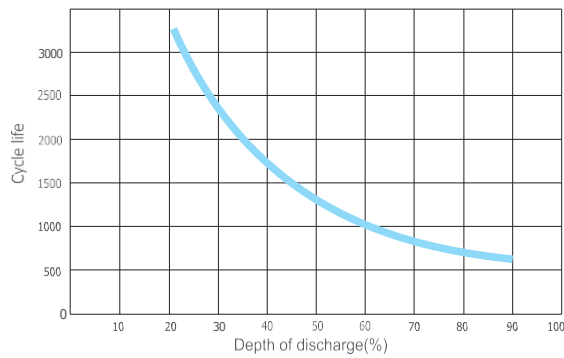
Temperature vs Float Life



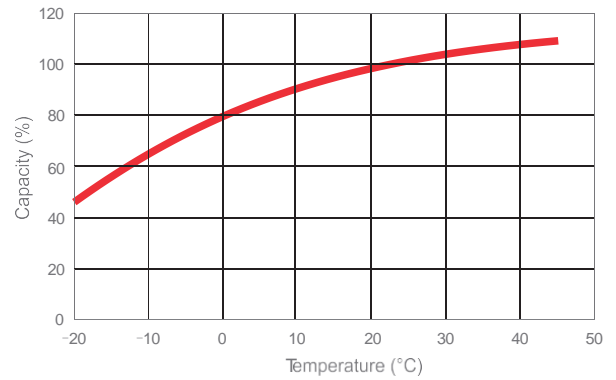
Self Discharge Characteristics



Depth of Discharge vs Cycle Life (25°C)



Capacity vs Temperature



KBG121500 Horizontal Installation Drawing

